

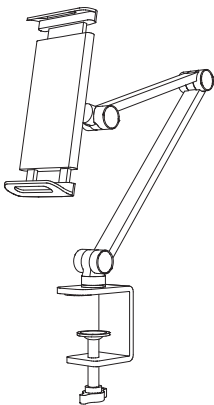
## Basic Parameters

Product name	Smartphone / Tablet Desk Stand
Product model	4S469309
Net weight	630g
Gross weight	800g
Product size	550*140*70mm
Package size	317*160*55mm
Product material	Aluminum alloy + silica gel
Clamping size	125-255mm

Importer: 4smarts GmbH  
Postfach 102306,  
86013 Augsburg, Germany  
WEEE-Nr.: DE 14120388

[www.4smarts.com](http://www.4smarts.com)

## Package Content



Cell Phone / Tablet Desk Stand  
x1



Hexagon wrench  
x1



Instructions  
x1

# 4smarts

## ErgoFix

### Product Instructions



@4smarts\_official



facebook.com/4smarts



linkedin.com/company/4smarts

Please read the manual carefully before using the product  
and keep it properly

## Product Introduction

---

This product is a cell phone / tablet stand, made of high-quality alloy material, integrated molding process, stable support, For cell phone/ tablet within 4.7-15.6 inches, reserved charging card slot, more convenient for charging.

The design of the whole stand is simple and clear, Feel comfortable and it brings more exquisite experience to your life. It brings more exquisite experience to your life.

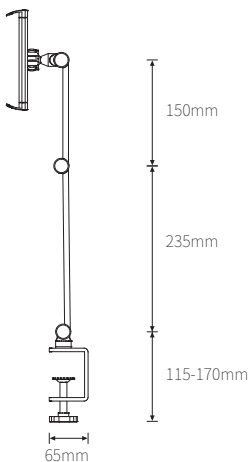
## Product Features

---

- ① Adjustable Angle Design
- ② Aluminum alloy material, oxidation resistance, wear resistance
- ③ Integrated molding process, strong and durable
- ④ High quality non slip silica gel to prevent device from falling or scratching

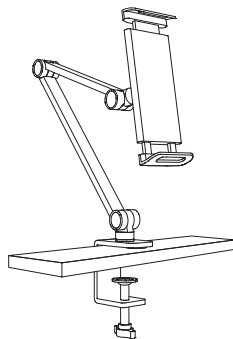
## Product Size

---



## Product Installation Manuals

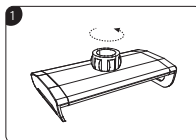
---



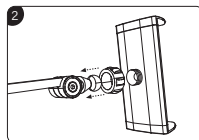
Install the bracket at the edge of the table and tighten it.

(Note: Table thickness is 1-5cm)


Clamp installation as following:



Remove the screw from the clamp firstly;



Lock the removed screw to the ball;



Then lock the clamp to the ball, and tighten it.