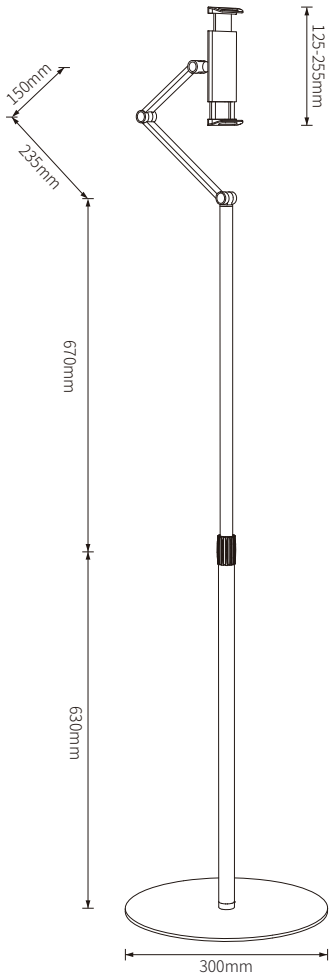


Product Size



Importer: 4smarts GmbH
Postfach 102306,
86013 Augsburg, Germany
WEEE-Nr.: DE 14120388

www.4smarts.com

4smarts

ErgoFix

Product Instructions



@4smarts_official



facebook.com/4smarts



linkedin.com/company/4smarts

Please read the manual carefully before using the product
and keep it properly

Product Introduction

This product is a cell phone / tablet floor stand, made of high-quality alloy material, integrated molding process, stable support, For cell phone/ tablet within 4.7-15.6 inches, reserved charging card slot, more convenient for charging.

The design of the whole stand is simple and clear, Feel comfortable and it brings more exquisite experience to your life. It brings more exquisite experience to your life.

Product Features

- ① Adjustable Angle Design
- ② Aluminum alloy material, oxidation resistance, wear resistance
- ③ Integrated molding process, strong and durable
- ④ High quality non slip silica gel to prevent device from falling or scratching
- ⑤ The height of the floor stand is 1700mm

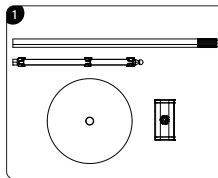
Package Content

- ① Floor stand×1 ② Hexagon wrench×1 ③ Instructions×1

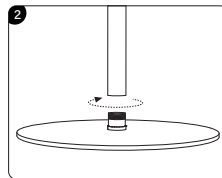
Basic Parameters

Product name	Cell Phone / Tablet floor stand
Product number	4S469277
Net weight	4500g
Gross weight of product	5900g
Product size	1700*300*300mm
Package size	800*320*110mm
Product material	Aluminum alloy + silica gel
Clamping size	125-255mm

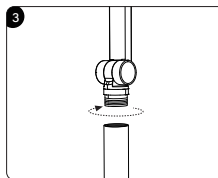
Product Installation Manuals



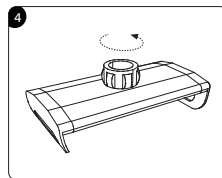
① Open the package and take out the accessories;



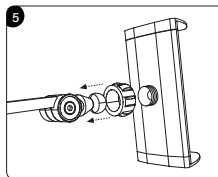
② Tighten the lower tube of the holder to the base;



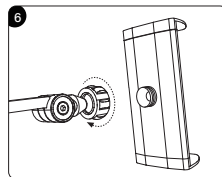
③ Tighten the folding arm on the upper tube;



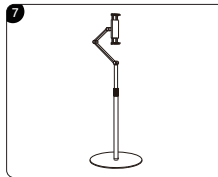
④ Remove the screw from the clamp firstly;



⑤ Lock the removed screw to the ball;



⑥ Then lock the clamp to the screw on the ball, and tighten it;



⑦ Finished installation.
